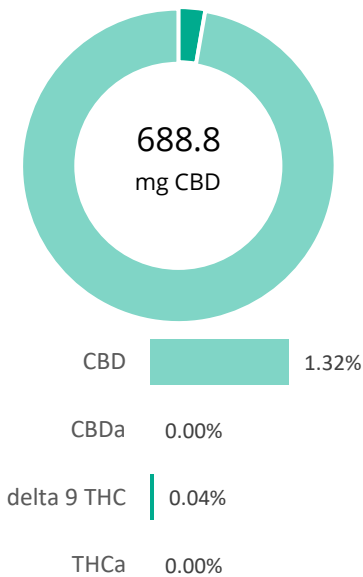


**Muscle Relief Cooling Cream**

<b>Batch ID:</b>	210524A	<b>Test ID:</b>	T000142622
<b>Type:</b>	Unit	<b>Submitted:</b>	05/26/2021 @ 09:28 AM
<b>Test:</b>	Potency	<b>Started:</b>	5/27/2021
<b>Method:</b>	TM14	<b>Reported:</b>	5/28/2021

**CANNABINOID PROFILE**


Compound	LOQ (mg)	Result (mg)	Result (mg/g)
Delta 9-Tetrahydrocannabinolic acid (THCA-A)	12.32	ND	ND
Delta 9-Tetrahydrocannabinol (Delta 9THC)	13.91	19.44	0.4
Cannabidiolic acid (CBDA)	16.16	ND	ND
Cannabidiol (CBD)	15.76	688.80	13.2
Delta 8-Tetrahydrocannabinol (Delta 8THC)	15.31	ND	ND
Cannabinolic Acid (CBNA)	8.77	ND	ND
Cannabinol (CBN)	4.01	ND	ND
Cannabigerolic acid (CBGA)	12.85	ND	ND
Cannabigerol (CBG)	3.07	13.61	0.3
Tetrahydrocannabivarinic Acid (THCVA)	10.87	ND	ND
Tetrahydrocannabivarin (THCV)	2.80	ND	ND
Cannabidivarinic Acid (CBDVA)	6.74	ND	ND
Cannabidivarin (CBDV)	3.73	ND	ND
Cannabichromenic Acid (CBCA)	4.95	ND	ND
Cannabichromene (CBC)	5.42	24.99	0.5
<b>Total Cannabinoids</b>		<b>746.84</b>	<b>14.4</b>
Total Potential THC**		19.44	0.4
Total Potential CBD**		688.80	13.2

% = % (w/w) = Percent (Weight of Analyte / Weight of Product)

\* Total Cannabinoids result reflects the absolute sum of all cannabinoids detected.

\*\* Total Potential THC/CBD is calculated using the following formulas to take into account the loss of a carboxyl group during decarboxylation step.


$$\text{Total THC} = \text{THC} + (\text{THCa} * (0.877)) \text{ and}$$

$$\text{Total CBD} = \text{CBD} + (\text{CBDa} * (0.877))$$


ND = None Detected (Defined by Dynamic Range of the method)

**NOTES:**

# of Servings = 1, Sample Weight=52g

**FINAL APPROVAL**

**Karen Winternheimer**  
 28-May-2021  
 2:40 PM

PREPARED BY / DATE


**Daniel Weidensaul**  
 28-May-2021  
 2:42 PM

APPROVED BY / DATE

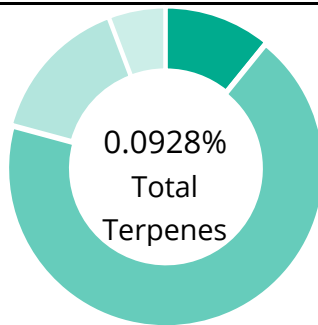
Testing results are based solely upon the sample submitted to Botanacor Laboratories, LLC, in the condition it was received. Botanacor Laboratories, LLC warrants that all analytical work is conducted professionally in accordance with all applicable standard laboratory practices using validated methods. Data was generated using an unbroken chain of comparison to NIST traceable Reference Standards and Certified Reference Materials. This report may not be reproduced, except in full, without the written approval of Botanacor Laboratories, LLC. ISO/IEC 17025:2005 Accredited A2LA Certificate Number 4329.02



Certificate #4329.02

**Muscle Relief Cooling Cream**

<b>Batch ID:</b>	210524A	<b>Test ID:</b>	T000142623
<b>Type:</b>	Concentrate	<b>Submitted:</b>	05/26/2021 @ 09:28 AM
<b>Test:</b>	Terpenes	<b>Started:</b>	5/27/2021
<b>Method:</b>	TM22	<b>Reported:</b>	5/28/2021

**TERPENE PROFILE**



Compound	%(w/w)	mg/g
(-)-alpha-Bisabolol	0.0000	0.000
Camphene	0.0000	0.000
delta-3-Carene	0.0000	0.000
beta-Caryophyllene	0.0068	0.068
(-)-Caryophyllene Oxide	0.0000	0.000
p-Cymene	0.0020	0.020
Eucalyptol	0.0000	0.000
Geraniol	0.0000	0.000
alpha-Humulene	0.0026	0.026
(-)-Isopulegol	0.0000	0.000
d-Limonene	0.0000	0.000
Linalool	0.0000	0.000
beta-Myrcene	0.0000	0.000
cis-Nerolidol	0.0000	0.000
trans-Nerolidol	0.0000	0.000
Ocimene	0.0000	0.000
beta-Ocimene	0.0000	0.000
alpha-Pinene	0.0049	0.049
(-)-beta-Pinene	0.0000	0.000
alpha-Terpinene	0.0309	0.309
gamma-Terpinene	0.0391	0.391
Terpinolene	0.0065	0.065
	<b>0.0928</b>	<b>0.928</b>


**PREDOMINANT TERPENES**

alpha-Pinene	0.0049
(-)-beta-Pinene	0.0000
beta-Myrcene	0.0000
delta-3-Carene	0.0000
alpha-Terpinene	0.0309
d-Limonene	0.0000
Linalool	0.0000
beta-Caryophyllene	0.0068
alpha-Humulene	0.0026
(-)-alpha-Bisabolol	0.0000

**NOTES:**

N/A

**FINAL APPROVAL**

 Daniel Weidensaul  
 28-May-2021  
 11:02 AM


 Ryan Weems  
 28-May-2021  
 11:04 AM

PREPARED BY / DATE

APPROVED BY / DATE

Testing results are based solely upon the sample submitted to Botanacor Laboratories, LLC. Botanacor Laboratories, LLC warrants that all analytical work is conducted professionally in accordance with all applicable standard laboratory practices using validated methods. Data was generated using an unbroken chain of comparison to NIST traceable Reference Standards and Certified Reference Materials. This report may not be reproduced, except in full, without the written approval of Botanacor Laboratories, LLC. ISO/IEC 17025:2005 Accredited

A2LA Certificate Number 4329.02



Certificate #4329.02

**Muscle Relief Cooling Cream**


<b>Batch ID:</b>	210524A	<b>Test ID:</b>	T000142624
<b>Type:</b>	Concentrate	<b>Submitted:</b>	05/26/2021 @ 09:28 AM
<b>Test:</b>	Pesticides	<b>Started:</b>	5/27/2021
<b>Method:</b>	TM17	<b>Reported:</b>	5/28/2021

**PESTICIDE RESIDUE**


Compound	Dynamic Range (ppb)	Result (ppb)	Compound	Dynamic Range (ppb)	Result (ppb)
Acephate	40 - 2536	ND*	Malathion	285 - 2536	ND*
Acetamiprid	43 - 2536	ND*	Metalaxyl	41 - 2536	ND*
Abamectin	>324	ND*	Methiocarb	43 - 2536	ND*
Azoxystrobin	46 - 2536	ND*	Methomyl	43 - 2536	ND*
Bifenazate	25 - 2536	ND*	MGK 264 1	165 - 2536	ND*
Boscalid	41 - 2536	ND*	MGK 264 2	118 - 2536	ND*
Carbaryl	42 - 2536	ND*	Myclobutanil	44 - 2536	ND*
Carbofuran	43 - 2536	ND*	Naled	37 - 2536	ND*
Chlorantraniliprole	53 - 2536	ND*	Oxamyl	42 - 2536	ND*
Chlorpyrifos	44 - 2536	ND*	Paclobutrazol	46 - 2536	ND*
Clofentezine	295 - 2536	ND*	Permethrin	268 - 2536	ND*
Diazinon	288 - 2536	ND*	Phosmet	44 - 2536	ND*
Dichlorvos	>280	ND*	Prophos	297 - 2536	ND*
Dimethoate	44 - 2536	ND*	Propoxur	42 - 2536	ND*
E-Fenpyroximate	315 - 2536	ND*	Pyridaben	312 - 2536	ND*
Etofenprox	40 - 2536	ND*	Spinosad A	29 - 2536	ND*
Etoxazole	309 - 2536	ND*	Spinosad D	84 - 2536	ND*
Fenoxycarb	>44	ND*	Spiromesifen	>293	ND*
Fipronil	53 - 2536	ND*	Spirotetramat	>303	ND*
Flonicamid	48 - 2536	ND*	Spiroxamine 1	20 - 2536	ND*
Fludioxonil	>263	ND*	Spiroxamine 2	25 - 2536	ND*
Hexythiazox	32 - 2536	ND*	Tebuconazole	304 - 2536	ND*
Imazalil	287 - 2536	ND*	Thiacloprid	44 - 2536	ND*
Imidacloprid	49 - 2536	ND*	Thiamethoxam	45 - 2536	ND*
Kresoxim-methyl	44 - 2536	ND*	Trifloxystrobin	47 - 2536	ND*

\* ND = None Detected (Defined by Dynamic Range of the method)

N/A

**FINAL APPROVAL**

 Taylor Brevik  
 28-May-2021  
 2:34 PM

PREPARED BY / DATE


 Sam Smith  
 28-May-2021  
 2:37 PM

APPROVED BY / DATE

Testing results are based solely upon the sample submitted to Botanacor Laboratories, LLC, in the condition it was received. Botanacor Laboratories, LLC warrants that all analytical work is conducted professionally in accordance with all applicable standard laboratory practices using validated methods. Data was generated using an unbroken chain of comparison to NIST traceable Reference Standards and Certified Reference Materials. This report may not be reproduced, except in full, without the written approval of Botanacor Laboratories, LLC.

## Muscle Relief Cooling Cream


<b>Batch ID:</b>	210524A	<b>Test ID:</b>	T000142626
<b>Type:</b>	Unit	<b>Submitted:</b>	05/26/2021 @ 09:28 AM
<b>Test:</b>	Metals	<b>Started:</b>	5/26/2021
<b>Method:</b>	TM19	<b>Reported:</b>	5/27/2021

## HEAVY METALS

Analyte	Dynamic Range (ppm)	Result (ppm)
Arsenic	0.046 - 4.62	ND
Cadmium	0.044 - 4.39	ND
Mercury	0.045 - 4.45	ND
Lead	0.043 - 4.33	ND

\* ND = None Detected (Defined by Dynamic Range of the method)

## FINAL APPROVAL



Ryan Weems  
27-May-2021  
11:49 AM

PREPARED BY / DATE



Daniel Weidensaul  
27-May-2021  
11:50 AM

APPROVED BY / DATE

Testing results are based solely upon the sample submitted to Botanacor Laboratories, LLC, in the condition it was received. Botanacor Laboratories, LLC warrants that all analytical work is conducted professionally in accordance with all applicable standard laboratory practices using validated methods. Data was generated using an unbroken chain of comparison to NIST traceable Reference Standards and Certified Reference Materials. This report may not be reproduced, except in full, without the written approval of Botanacor Laboratories, LLC.

**Muscle Relief Cooling Cream**

<b>Batch ID:</b>	210524A	<b>Test ID:</b>	T000142625
<b>Type:</b>	Topical	<b>Submitted:</b>	05/26/2021 @ 09:28 AM
<b>Test:</b>	Microbial Contaminants	<b>Started:</b>	5/26/2021
<b>Method:</b>	TM24, TM25, TM26, TM27, TM28	<b>Reported:</b>	5/29/2021

**MICROBIAL CONTAMINANTS**

Contaminant	Result (CFU/g)*
<b>Total Aerobic Count**</b>	None Detected
<b>Total Coliforms**</b>	None Detected
<b>Total Yeast and Molds**</b>	None Detected
<b>E. coli</b>	Absent
<b>E. coli (STEC)</b>	Absent
<b>Salmonella</b>	Absent

\* CFU/g = Colony Forming Unit per Gram

\*\* Values recorded in scientific notation, a common microbial practice of expressing numbers that are too large to be conveniently written in decimal form.

Examples:  $10^2 = 100$  CFU  
 $10^3 = 1,000$  CFU  
 $10^4 = 10,000$  CFU  
 $10^5 = 100,000$  CFU

## NOTES:

Free from visual mold, mildew, and foreign matter

TYM: None Detected

Total Aerobic: None Detected

Coliforms: None Detected

**FINAL APPROVAL**Robert Belfon  
29-May-2021  
1:13 PM

PREPARED BY / DATE

Courtney Richards  
29-May-2021  
5:40 PM

APPROVED BY / DATE

Testing results are based solely upon the sample submitted to Botanacor Laboratories, LLC, in the condition it was received. Botanacor Laboratories, LLC warrants that all analytical work is conducted professionally in accordance with all applicable standard laboratory practices using validated methods. Data was generated using an unbroken chain of comparison to NIST traceable Reference Standards and Certified Reference Materials. This report may not be reproduced, except in full, without the written approval of Botanacor Laboratories, LLC. ISO/IEC 17025:2005 Accredited A2LA Certificate Number 4329.03. Testing associated with this certificate of analysis performed by an external ISO17025 accredited provider.



Certificate #4329.03



# Certificate of Analysis

Sample: DE10608020-001  
Harvest/Lot ID: 210524A  
Seed to Sale #1A4000B00010D25000000270  
Batch Date: N/A  
Batch#: N/A  
Sample Size Received: 60 ml  
Total Weight/Volume: N/A  
Retail Product Size: 60 gram  
Ordered: 06/08/21  
sampled: 06/08/21  
Completed: 06/14/21 Expires: 06/14/22  
Sampling Method: SOP-024

**PASSED**

Page 1 of 2

Jun 14, 2021 | Aspen Green

License #  
3700 Quebec St., STE 100-1100,  
Denver, CO, 80207

PRODUCT IMAGE SAFETY RESULTS



PRODUCT IMAGE	SAFETY RESULTS									MISC.
										
	NOT TESTED	NOT TESTED	NOT TESTED	NOT TESTED	Residuals Solvents <b>PASSED</b>	NOT TESTED	NOT TESTED	NOT TESTED	NOT TESTED	Terpenes <b>NOT TESTED</b>

This report shall not be reproduced, unless in its entirety, without written approval from Kaycha Labs. This report is an Kaycha Labs certification. The results relate only to the material or product analyzed. Test results are confidential unless explicitly waived otherwise. Void after 1 year from test and date. Cannabinoid content of batch material may vary depending on sampling error. IC=In-control QC parameter, NC=Non-controlled QC parameter. ND=Not Detected, NA=Not Analyzed, ppm=Parts Per Million, ppb=Parts Per Billion, LOD=Limit of Detection (LoD) and Limit Of Quantitation (LoQ) are terms used to describe the smallest concentration that can be reliably measured by an analytical procedure. RPD=Reproducibility of two measurements. Action Levels are State determined thresholds for human safety for consumption and/or inhalation. The result >99% are variable based on uncertainty of measurement (UM) for the analyte. The UM error is available from the lab upon request. The "Decision Rule" for the pass/fail does not include the UM. The limits are based on F.S. Rule 64-4.310.

**Stephen Goldman**  
Lab Director

State License #  
405R-00011 405-00008  
ISO Accreditation # 4331.01



Signature

06/14/21

Signed On





# Certificate of Analysis

**PASSED**
**Aspen Green**

 3700 Quebec St., STE 100-1100,  
 Denver, CO, 80207

**Telephone:** (970) 231-2303

**Email:** kchong@aspengreen.com

**License #:**
**Sample :** DE10608020-001

**Harvest/LOT ID:** 210524A

**Batch# :** N/A

**Sampled :** 06/08/21

**Ordered :** 06/08/21

**Sample Size Received :** 60 ml

**Total Weight/Volume :** N/A

**Completed :** 06/14/21 **Expires:** 06/14/22

**Sample Method :** SOP-024

Page 2 of 2


**Residual Solvents**
**PASSED**

**Residual Solvents**
**PASSED**

Solvent	LOD	Units	Action Level (PPM)	Pass/Fail	Result
PROPANE	4.21421	ppm	1000	PASS	ND
ETHYL ACETATE	2.79218	ppm	1000	PASS	ND
BUTANES	15.794	ppm	1000	PASS	ND
BENZENE	0.47491	ppm	2	PASS	ND
METHANOL	1.27868	ppm	600	PASS	6.289
HEPTANE	3.25945	ppm	1000	PASS	ND
PENTANES	13.828	ppm	1000	PASS	ND
TOLUENE	2.10881	ppm	180	PASS	ND
XYLENES	7.115	ppm	430	PASS	ND
ETHANOL	2.70106	ppm	10000	PASS	>5000
ACETONE	1.708	ppm	1000	PASS	ND
2-PROPANOL	1.58756	ppm	1000	PASS	ND
HEXANES	1.92798	ppm	60	PASS	ND

<b>Analyzed by</b> 666	<b>Weight</b> 0.152g	<b>Extraction date</b> 06/10/21 10:06:41	<b>Extracted By</b> 666
---------------------------	-------------------------	---	----------------------------

**Analysis Method -SOP-032 (R18)**
**Analytical Batch -DE002016SOL**
**Reviewed On - 06/14/21 14:05:22**
**Instrument Used : GC 5890**
**Running On : 06/10/21 12:18:34**
**Batch Date : 06/09/21 16:05:54**

Reagent	Dilution	Consums. ID
052621.R01	1	018C4-018D
060421.R11		24160453
		31726-2-1
		61564-106C6-106H

Residual solvents screening is performed using GC which can detect below single digit ppm concentrations. Currently we analyze for 15 Residual solvents.

This report shall not be reproduced, unless in its entirety, without written approval from Kaycha Labs. This report is an Kaycha Labs certification. The results relate only to the material or product analyzed. Test results are confidential unless explicitly waived otherwise. Void after 1 year from test end date. Cannabinoid content of batch material may vary depending on sampling error. IC=In-control QC parameter, NC=Non-controlled QC parameter, ND=Not Detected, NA=Not Analyzed, ppm=Parts Per Million, ppb=Parts Per Billion, Limit of Detection (LoD) and Limit of Quantitation (LoQ) are terms used to describe the smallest concentration that can be reliably measured by an analytical procedure. RPD=Reproducibility of two measurements. Action Levels are State determined thresholds for human safety for consumption and/or inhalation. The result >99% are variable based on uncertainty of measurement (UM) for the analyte. The UM error is available from the lab upon request. The "Decision Rule" for the pass/fail does not include the UM. The limits are based on F.S. Rule 64-4.310.

**Stephen Goldman**  
 Lab Director

 State License #  
 405R-00011 405-00008  
 ISO Accreditation # 4331.01

  
 Signature

06/14/21

Signed On